

1-1827863-1 ✓ ACTIVE

[Dynamic Series](#) | [Dynamic 1000 Series](#)

TE Internal #: 1-1827863-1

Housing, Receptacle, Wire-to-Board, 22 Position, .079 in [2 mm]  
Centerline, Crimp, 2 Row, Black, Mating Retention, Wire & Cable,  
Dynamic 1000 Series

[View on TE.com >](#)



[Connectors](#) > [PCB Connectors](#) > [Wire-to-Board Connectors](#) > [Wire-to-Board Connector Assemblies & Housings](#) >

Receptacle and Tab Housing: 2.0 mm pitch, 125V



Connector Product Type: **Housing**

Connector & Housing Type: **Receptacle**

Connector System: **Wire-to-Board**

Number of Positions: **22**

Centerline (Pitch): **2 mm [ .079 in ]**

[All Receptacle and Tab Housing: 2.0 mm pitch, 125V \(53\)](#)

## Features

### Product Type Features

|                                   |               |
|-----------------------------------|---------------|
| Connector Product Type            | Housing       |
| Connector & Housing Type          | Receptacle    |
| Connector System                  | Wire-to-Board |
| Sealable                          | No            |
| Connector & Contact Terminates To | Wire & Cable  |

### Configuration Features

|                     |    |
|---------------------|----|
| Number of Positions | 22 |
| Number of Rows      | 2  |

### Body Features

|                       |       |
|-----------------------|-------|
| Primary Product Color | Black |
|-----------------------|-------|

### Termination Features

|  |  |
|--|--|
|  |  |
|--|--|

|                                    |       |
|------------------------------------|-------|
| Termination Method to Wire & Cable | Crimp |
|------------------------------------|-------|

### Mechanical Attachment

|                         |                            |
|-------------------------|----------------------------|
| Mating Retention        | With                       |
| Connector Mounting Type | Cable Mount (Free-Hanging) |

### Housing Features

|                    |               |
|--------------------|---------------|
| Centerline (Pitch) | 2 mm[.079 in] |
|--------------------|---------------|

### Dimensions

|                    |                 |
|--------------------|-----------------|
| Row-to-Row Spacing | 3.3 mm[.129 in] |
|--------------------|-----------------|

### Usage Conditions

|                             |                            |
|-----------------------------|----------------------------|
| Operating Temperature Range | -55 – 105 °C[-67 – 221 °F] |
|-----------------------------|----------------------------|

### Operation/Application

|                     |        |
|---------------------|--------|
| Circuit Application | Signal |
|---------------------|--------|

## Product Compliance

For compliance documentation, visit the product page on [TE.com](https://www.te.com)>

|   |  |
|---|--|
| EU RoHS Directive 2011/65/EU                  | Compliant  |
| EU ELV Directive 2000/53/EC                   | Compliant  |
| China RoHS 2 Directive MIIT Order No 32, 2016 | No Restricted Materials Above Threshold  |
| EU REACH Regulation (EC) No. 1907/2006        | Current ECHA Candidate List: JUNE 2023 (235)<br>Candidate List Declared Against: JAN 2023 (233)<br>Does not contain REACH SVHC |
| Halogen Content                               | Not Low Halogen - contains Br or Cl > 900 ppm.   |
| Solder Process Capability                     | Not applicable for solder process capability   |

#### Product Compliance Disclaimer

This information is provided based on reasonable inquiry of our suppliers and represents our current actual knowledge based on the information they provided. This information is subject to change. The part numbers that TE has identified as EU RoHS compliant have a maximum concentration of 0.1% by weight in homogenous materials for lead, hexavalent chromium, mercury, PBB, PBDE, DBP, BBP, DEHP, DIBP, and 0.01% for cadmium, or qualify for an exemption to these limits as defined in the Annexes of Directive 2011/65/EU (RoHS2). Finished electrical and electronic equipment products will be CE marked as required by Directive 2011/65/EU. Components may not be CE marked. Additionally, the part numbers that TE has identified as EU ELV compliant have a maximum concentration of 0.1% by weight in homogenous materials for lead, hexavalent chromium, and mercury, and 0.01% for cadmium, or qualify for an exemption to these limits as defined in the Annexes of Directive 2000/53/EC (ELV). Regarding the REACH Regulation, the information TE provides on SVHC in articles for this part number is based on the latest European Chemicals Agency (ECHA) 'Guidance on requirements for substances in articles' posted at this URL: <https://echa.europa.eu/guidance-documents/guidance-on-reach>

## Compatible Parts



TE Part # CAT-D9934-A15E  
Header Assembly: Wire-to-Board, 3A, Gold or Tin Plated



TE Part # CAT-D9934-A15A  
Receptacle and Tab Housing: 2.0 mm pitch, 125V



TE Part # 1-1871315-1  
D1100D HDR ASSY V 22PX BLACK Pre-TIN

## Also in the Series | Dynamic 1000 Series



Connector Contacts(1)




Insertion & Extraction Tools(2)



PCB Connector Keying(1)




PCB Connector Mounting(2)




PCB Headers & Receptacles(173)



Rectangular Connector Housings(2)



Standard Rectangular Connectors(1)




Wire-to-Board Connector Assemblies & Housings(157)



Wire-to-Board Connector Contacts(39)

## Customers Also Bought



## Documents

### CAD Files

#### 3D PDF

3D

#### Customer View Model

[ENG\\_CVM\\_CVM\\_1-1827863-1\\_P.2d\\_dxf.zip](#)

English

#### Customer View Model

[ENG\\_CVM\\_CVM\\_1-1827863-1\\_P.3d\\_igs.zip](#)

English

#### Customer View Model

[ENG\\_CVM\\_CVM\\_1-1827863-1\\_P.3d\\_stp.zip](#)

English

By downloading the CAD file I accept and agree to the [Terms and Conditions](#) of use.

### Datasheets & Catalog Pages

[1-1773732-4\\_DYNAMIC\\_SERIES\\_CATALOG\\_ENGLISH](#)

Japanese

[1-1773732-4\\_DYNAMIC\\_SERIES\\_CATALOG\\_ENGLISH](#)

English

### Product Specifications

#### Application Specification

English

### Product Environmental Compliance

#### Product Compliance Document

English

#### Product Compliance Document

English

### Instruction Sheets

#### Instruction Sheet (non U.S.)

English

### Agency Approvals

#### TUV Certificate

1-1827863-1

Housing, Receptacle, Wire-to-Board, 22 Position, .079 in [2 mm] Centerline, Crimp, 2 Row, Black, Mating Retention, Wire & Cable, Dynamic 1000 Series



English